




Bee Electronic Machines Limited CIN : L3100MH1981PLC025033 266, Dr. Annie Besant Road, Worli, Mumbai 400 030 AUDITED FINANCIAL RESULTS FOR YEAR ENDED 31st March, 2016					
Rupees in Lacs					
Particulars	Quarter ended 31st March 2016 Audited	Quarter ended 31st Mar 2015 Audited	Quarter ended 31st Dec 2015 Un-Audited	12 months ended 31st March 2016 (Audited)	12 months ended 31st March 2015 (Audited)
1 Net Sales and Services from Operation	0.80	7.15	0.63	2.85	14.29
2 Other Income	3.40	2.63	1.864	8.96	8.44
3 Total Income (1+2)	4.20	9.78	2.50	11.81	22.73
4 Expenditure					
a. Increase / Decrease in stock in trade	-	243.89	-	-	243.89
b. Consumption of Raw Materials	-0.20	164.17	0.22	0.52	167.60
c. Staff Cost	1.98	42.35	1.45	6.33	46.66
d. Depreciation	0.82	2.75	0.79	3.21	5.84
e. Other Expenditure	3.81	27.94	1.33	6.37	34.39
Total Expenditure	6.40	481.10	3.78	18.42	498.36
5 Interest	1.44	17.42	-	1.44	17.42
6 Exceptional Items	-0.00	655.17	389.34	389.34	655.17
7 Profit / (Loss) before Tax & extraordinary items(1+2-3-4-5)	(3.64)	166.43	388.06	381.29	162.09
8 Provision for Tax	-	-0.52	-	-	-0.52
9 Net Profit / (Loss) after tax before extra ordinary items (6-7)	(3.64)	165.90	388.06	381.29	161.57
10 Extraordinary / prior period items	-	-	-	-	-
11 Net Profit / (Loss) after tax & extra ordinary items (6-7)	(3.64)	165.90	388.06	381.29	161.57
12 Paid up Equity Share Capital (Rs 10/- each)	318.00	318.00	318.00	318.00	318.00
13 Reserves (excluding revaluation reserves)	-	-	-	-	-
14 a. Basic & diluted EPS for the period before exceptional item	(0.11)	(15.35)	(0.04)	(0.25)	(15.49)
b. Basic & diluted EPS for the period after exceptional item	(0.11)	5.22	12.20	11.99	5.08
15 Public Shareholding					
- Number of Shares (of Rs 10/- per share)	1,632,132	1,632,132	1,632,132	1,632,132	1,632,132
- Percentage of Shareholding	51.32%	51.32%	51.32%	51.32%	51.32%
16 Promoters and promoter group shareholding:					
(i) Non-encumbered					
- Number of Shares	1,547,868	1,547,868	1,547,868	1,547,868	1,547,868
- Percentage of Shares (as a % of the total shareholding of promoter & promoter group)	100.00%	100.00%	100.00%	100.00%	100.00%
- Percentage of Shares (as a % of the total share capital of the company)	48.68%	48.68%	48.68%	48.68%	48.68%
<p>Note 1) The Company is a sick industrial unit registered with BIFR. 2) Exceptional item for the current year include write back of Rs 389.34 lacs (PY) 3) The above Audited results have been reviewed by the audit committee and 4) Complaints received during the quarter "Nil" and there were no opening 5) The above Audited results have been reviewed by the audit committee and approved by the Board of Directors in the meeting held on 30th May 2016 6) Complaints received during the quarter "Nil" and there were no opening complaints.</p>					
for & on behalf of the Board Bee Electronic Machines Limited					
sdt- Abhilasha Bhargava Wholetime Director		 K Sudeshkumar Acharya Director		 sdt- Venugopal Coomtor Director	
Place : Mumbai Dated : 30th May, 2016					

Bee Electronic Machines Limited
266, Dr. Annie Besant Road, Worli, Mumbai 400 030

Rupees in Lacs

Summary of Liabilities and Assets as on 31st March, 2015.		As at 31st March, 2016 Audited	As at 31st March, 2015 Audited
A Liabilities			
1 Shareholders' funds			
(a) Share capital	318.00	318.00	
(b) Reserves and surplus	(579.77)	(961.06)	
2 Non-current liabilities			
Long-term borrowings	84.70	72.75	
3 Current liabilities			
(a) Short-term borrowings	1.77	431.11	
(b) Trade payables	3.10	4.27	
(c) Other current liabilities	231.06	187.88	
Total Rupees	58.86	52.94	
B ASSETS			
1 Non-current assets			
(a) Tangible Fixed assets	38.10	41.32	
(b) Non-current investments	-	-	
(c.) Long-term loans and advances	18.70	3.73	
2 Current assets			
(a) Inventories	0.29	0.29	
(b) Trade receivables	0.20	0.64	
(c) Cash and cash equivalents	1.56	6.94	
(d) Short-term loans and advances	0.00	0.02	
Total Rupees	58.86	52.94	



Prakash Kumar